

Leading the transition to
Digital X-ray

Work in progress

Samsung's FPXD

Xmaru 1417P

The Most Portable Image Processing Unit

VATECH's state of the art Xmaru1417P is an image processing unit that is developed with a *Flat Panel X-ray Detector* from Samsung. It provides you with highly superb image resolution through its 14" X 17" flat panel detector. Its portable size brings outstanding advantages. With its 3.8 kg weight and 15mm thickness, upgrading your conventional analogue equipment into digital is enabled. The specially designed grip is a consideration for providing ease in handling and transportation. The small and portable power box can be used with much convenience. Xmaru1417P is guaranteed to satisfy your daily diagnostic needs.

The Most Portable Image Processing Unit

It is 14" X 17" wide, which will certainly be an optimal choice for your everyday diagnostic needs. Its extraordinary thickness enables you to simply replace the receptor part of a conventional film x-ray. Furthermore, its size, thickness, as well as its powerful operating software are guides for you in making an economical choice for upgrading your radiological facility.

Superior Diagnostic Image Quality

A dynamic offset enhances the image resolution. Furthermore, its single panel design with eliminated butt area improves the image quality and produces more reliable images. Its "A-Si TFT active matrix" provides for a superior image resolution. It is also guaranteed to provide constant and reliable performances under its usual temperature and humidity.

User-friendly Design

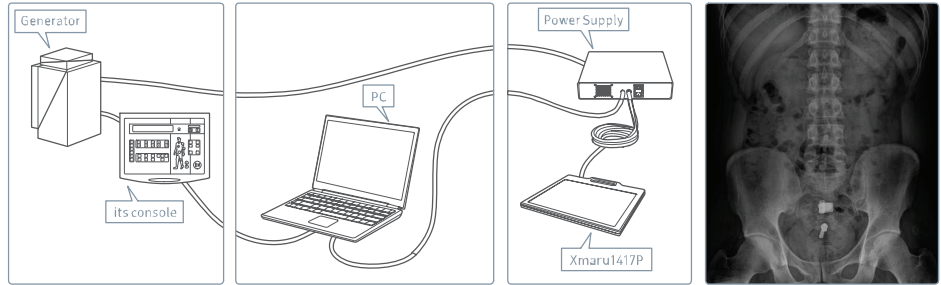
Its specially-designed grip makes it easy for you to carry it anywhere and anytime. This is a manifestation of our sincere intention of showing that we care about the satisfaction of our customers. Its small and light power box also guarantees for an easy and soft integration into your entire system. Every corner of this product's design expresses our genuine intention to provide customer satisfaction.

Versatile Application

- ▶ Ambulatory Vehicles, Field Hospitals, Emergency Rooms
- ▶ Neonatal usage
- ▶ For upgrading from a conventional X-ray System

Conventional Film size Flat Panel X-ray Dectector

It is 14" X 17", which equals to the size of a conventional film. Therefore, you can retrofit your conventional x-ray system into a digital radiography system by simply switching from a conventional film cassette to this unit. As the leader towards transition to digital imaging through its cutting-edge technology, VATECH provides you with optimum solution for your imaging needs.



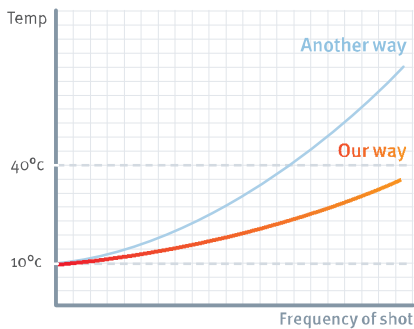
A-Si TFT Technology

Xmaru1417P is developed and equipped with Samsung's FPXD designed by A-Si TFT technology, which allows you to run the equipment under a reliable condition without stopping as less heat is generated. A-Si TFT technology provides you with constant pixel value which ensures acquisition of more accurate diagnostic images.

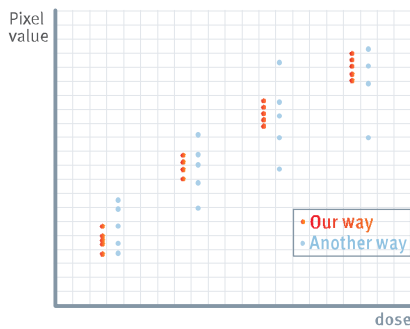
Software

- DICOM 3.0 compatible, DICOM Patient CD, DICOM Basic Print
- Print Management Service Class(SCU), Storage Service Class(SCU), and others
- Image stitching (semi-auto) & Fast & Ideal Image Processing
- Easy user interface & simple workflow

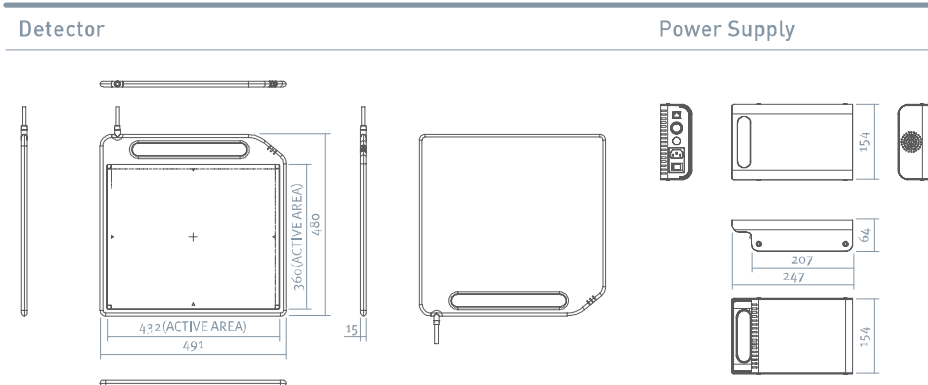
< A Temperature variation by the number of X-ray shot >



< Distribution Chart >



Dimensions



At 3.8 kg and 15mm, it is extraordinarily light and of unprecedented thickness. Its energy range is 40-150kV while its pixel pitch is 150µm. Lastly, its effective pixel matrix is at 2880 X 2400. This specification is for Samsung's flat panel detector, provided by Samsung Mobile Display Co., Ltd. * To be released during 2010

POWERED BY: